


LED STRIP SPECIFICATION

DMX512 & SPI Addressable LED Strip





SPI (Single data cable)

Simple application, only need a single data cable can complete the transmission of data:

SPI (Dual data cable)

With dual data cable, the main data cable can be automatically switched to the standby data cable when the fault, enhance the reliability of data transmission:



DMX512

Compatible with international standard protocol DMX512 (1990). Adopting signal differential transmission mode, to ensure stronger anti-interference ability and longer transmission distance.

Product List

Model	IC Model	Data Line	Pixel/M	LEDs/M	Voltage	W/M	Cut Length	Page
LCE60-P60-MT1809-5050RGB-W12	MT1809	Dual	60	60	12V	8	16.66mm	4
LCE120-P10-UCS1903-2835W-W24	UCS1903H (WS2811 / SM16703)	Single	10	120	24V	14.4	100mm	5
LCE120-P10-WS2811-2835RGB-W24	WS2811	Single	10	120	24V	12.5	100mm	6
LCE60-P20-UCS1903-5050RGB-W12	UCS1903H (WS2811 / SM16703)	Single	20	60	12V	14.4	50mm	7
LCE60-P10-UCS1903-5050RGB-W24	UCS1903H (WS2811 / SM16703)	Single	10	60	24V	14.4	100mm	8
LCE60-P20-UCS2904-5050RGBW-W12	UCS2904B	Single	20	60	12V	18	50mm	9
LCE60-P10-UCS2904-5050RGBW-W24	UCS2904B	Single	10	60	24V	18	100mm	10
LCE30-P10-WS2818-5050RGB-W12	WS2818 (UCS2603 / GS8206)	Dual	10	30	12V	7.2	100mm	11
LCE60-P20-WS2818-5050RGB-W12	WS2818 (UCS2603 / GS8206)	Dual	20	60	12V	14.4	50mm	12
LCE60-P10-WS2818-5050RGB-W24	WS2818 (UCS2603 / GS8206)	Dual	10	60	24V	14.4	100mm	13
LCE60-P10-DMX512-5050RGB-W24	DMX512-UCS512C4 (SM18512PK)	N/A	10	60	24V	14.4	100mm	14
LCE60-P10-DMX512-5050RGBW-W24	DMX512-UCS512C4 (SM18512PK)	N/A	10	60	24V	18.5	100mm	15

Note: If there are multiple IC model options for a product in the selection table, it only means that the PCB can be compatible with the listed IC models, but it does not mean that the control protocols of the listed IC are the same. Above data of lumens, luminous efficacy, power tolerance is ±10%; For white color and RGBW, data is based on 4000K.

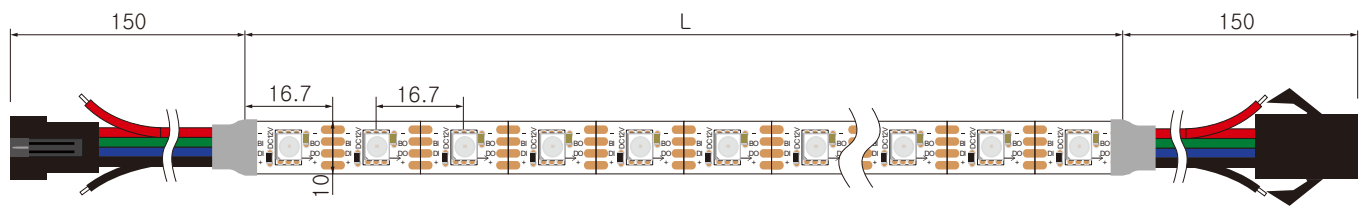


Product Features

- ▶ Single-flow, gradient, chase, scan and other full-color effects.
- ▶ Splicing to achieve text movement and video animation and other dynamic effects.
- ▶ 12VDC, built-in IC, 1 pixel 1 LED, individual controlled, can be made into high-density high-definition display.
- ▶ Two signals Breakpoint resume to ensure higher stability.



Dimension Structure



Product Parameter

Signal Type	IC Model	IC	Data Line	LED/M	Pixel/m	Voltage	W/M	CCT/Color	LM/M	LM/W
SPI	MT1809	Built-in	Dual	60	60	12VDC	8	R	44	5.5
							8	G	164	20.5
							8	B	40	5.0
							8	RGB	250	31.3



Product Features

- ▶ Single-flow, gradient, chase, scan and other full-color effects.
- ▶ Splicing to achieve text movement and video animation and other dynamic effects.
- ▶ Can be bend and cut, can achieve a certain curvature and length of the modeling screen.



24V DC

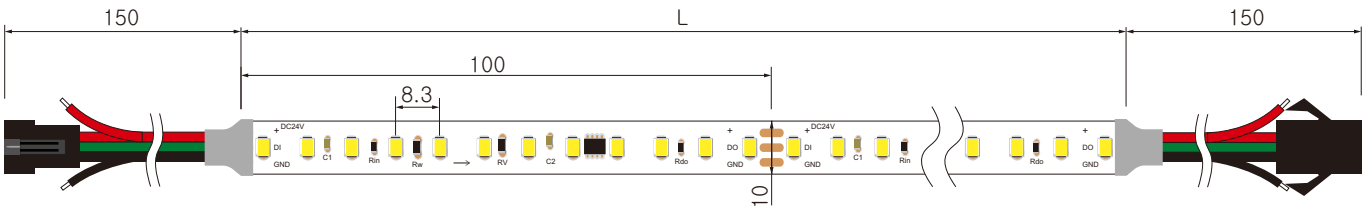


WHITE



3 Years

Dimension Structure



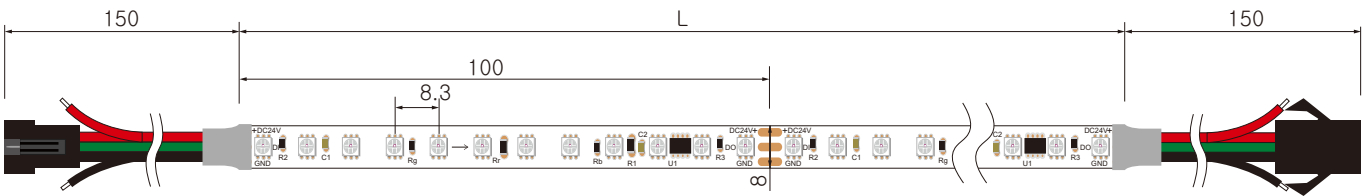


Product Features

- ▶ Single-flow, gradient, chase, scan and other full-color effects.
- ▶ Splicing to achieve text movement and video animation and other dynamic effects.
- ▶ Can be bend and cut, can achieve a certain curvature and length of the modeling screen.



Dimension Structure



Product Parameter

Signal Type	IC Model	IC	Data Line	LED/M	Pixel/m	Voltage	W/M	CCT/Color	LM/M	LM/W
SPI	WS2811	External	Single	120	10	24VDC	4.8	R	84	17.4
							4.8	G	281	58.5
							4.8	B	50	10.3
							12.5	RGB	389	31.1

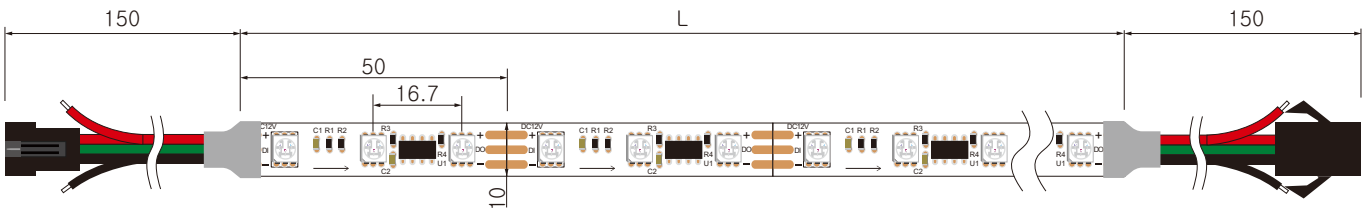


Product Features

- ▶ Single-flow, gradient, chase, scan and other full-color effects.
- ▶ Splicing to achieve text movement and video animation and other dynamic effects.
- ▶ Can be bend and cut, can achieve a certain curvature and length of the modeling screen.




Dimension Structure



Product Parameter

Signal Type	IC Model	IC	Data Line	LED/M	Pixel/m	Voltage	W/M	CCT/Color	LM/M	LM/W
SPI	UCS1903H (WS2811/ SM16703 Optional)	External	Single	60	20	12VDC	6	R	94	15.7
							6	G	364	60.6
							6	B	75	12.5
							14.4	RGB	514	35.7

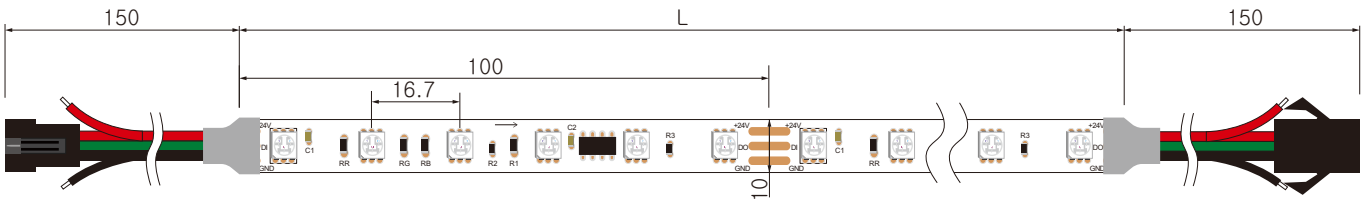


Product Features

- ▶ Single-flow, gradient, chase, scan and other full-color effects.
- ▶ Splicing to achieve text movement and video animation and other dynamic effects.
- ▶ Can be bend and cut, can achieve a certain curvature and length of the modeling screen.



Dimension Structure



Product Parameter

Signal Type	IC Model	IC	Data Line	LED/M	Pixel/m	Voltage	W/M	CCT/Color	LM/M	LM/W
SPI	UCS1903H (WS2811/ SM16703 Optional)	External	Single	60	10	24VDC	6	R	92	15.3
							6	G	365	60.9
							6	B	74	12.4
							14.4	RGB	524	36.4

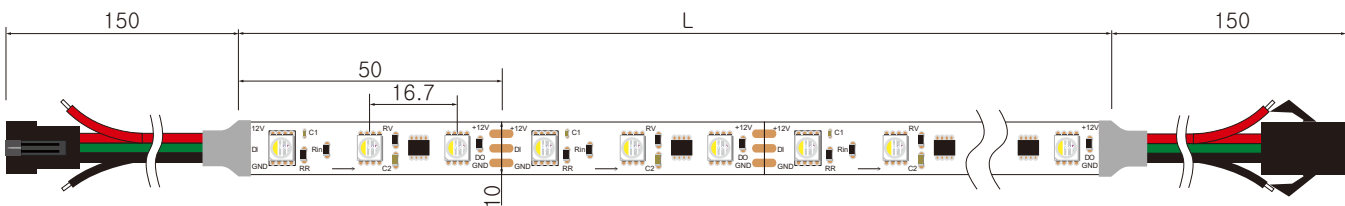


Product Features

- ▶ Single-flow, gradient, chase, scan and other full-color effects.
- ▶ Splicing to achieve text movement and video animation and other dynamic effects.
- ▶ Can be bend and cut, can achieve a certain curvature and length of the modeling screen.




Dimension Structure



Product Parameter

Signal Type	IC Model	IC	Data Line	LED/M	Pixel/m	Voltage	W/M	CCT/Color	LM/M	LM/W
SPI	UCS2904B	External	Single	60	20	12VDC	6	R	101	16.8
							6	G	259	43.2
							6	B	77	12.9
							6	W(4000K)	341	56.9
							18	RGBW	758	42.1



Product Features

- ▶ Single-flow, gradient, chase, scan and other full-color effects.
- ▶ Splicing to achieve text movement and video animation and other dynamic effects.
- ▶ Can be bend and cut, can achieve a certain curvature and length of the modeling screen.



24V DC

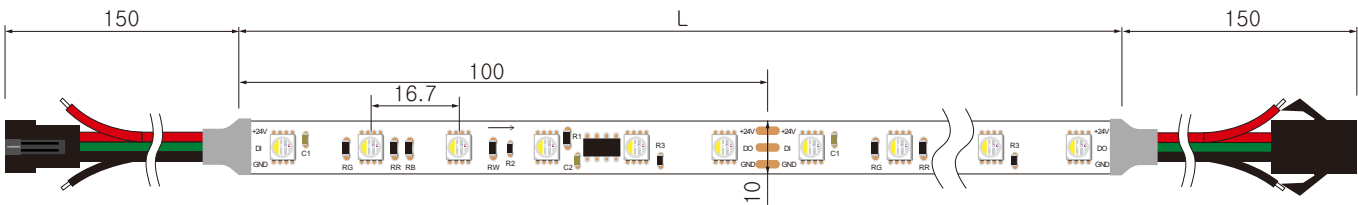


RGBW




3 Years

Dimension Structure



Product Parameter

Signal Type	IC Model	IC	Data Line	LED/M	Pixel/m	Voltage	W/M	CCT/Color	LM/M	LM/W
SPI	UCS2904B	External	Single	60	10	24VDC	6	R	101	16.8
							6	G	259	43.2
							6	B	77	12.9
							6	W(4000K)	341	56.9
							18	RGBW	758	42.1



Product Features

- ▶ Single-flow, gradient, chase, scan and other full-color effects.
- ▶ Splicing to achieve text movement and video animation and other dynamic effects.
- ▶ Can be bend and cut, can achieve a certain curvature and length of the modeling screen.
- ▶ Two signals Breakpoint resume to ensure higher stability.



12V DC

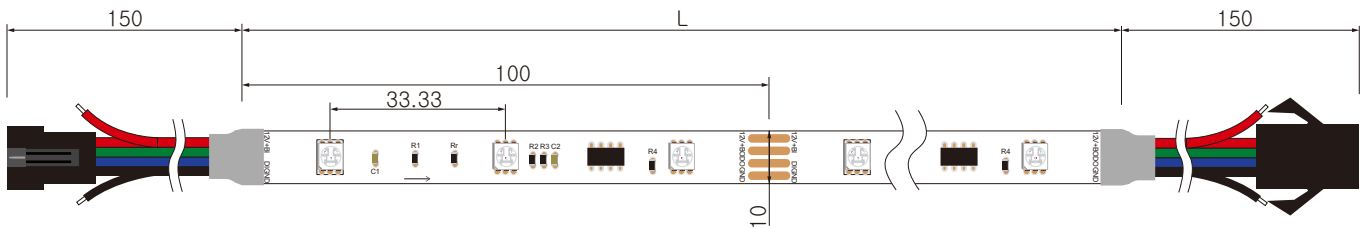


RGB



3 Years

Dimension Structure



Product Parameter

Signal Type	IC Model	IC	Data Line	LED/M	Pixel/m	Voltage	W/M	CCT/Color	LM/M	LM/W
SPI	WS2818 (UCS2603/ GS8206 Optional)	External	Dual	30	10	12VDC	2.8	R	48	17.0
							2.8	G	197	70.4
							2.8	B	37	13.2
							7.2	RGB	281	39.0



Product Features

- ▶ Single-flow, gradient, chase, scan and other full-color effects.
- ▶ Splicing to achieve text movement and video animation and other dynamic effects.
- ▶ Can be bend and cut, can achieve a certain curvature and length of the modeling screen.
- ▶ Two signals Breakpoint resume to ensure higher stability.



12V DC

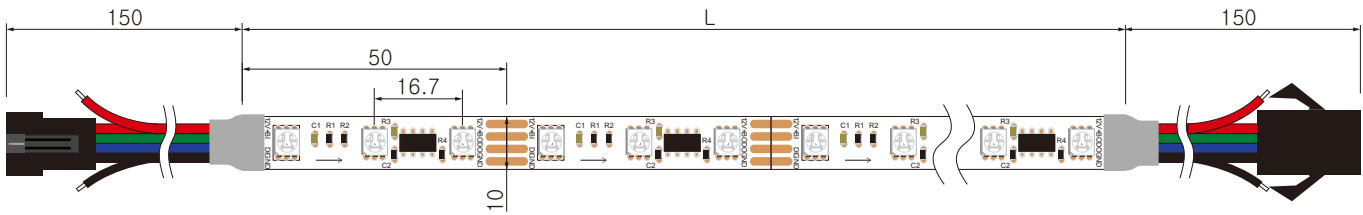


RGB




3 Years

Dimension Structure



Product Parameter

Signal Type	IC Model	IC	Data Line	LED/M	Pixel/m	Voltage	W/M	CCT/Color	LM/M	LM/W
SPI	WS2818 (UCS2603/ GS8206 Optional)	External	Dual	60	20	12VDC	5.6	R	95	17.0
							5.6	G	392	70.0
							5.6	B	70	12.5
							14.4	RGB	562	39.0

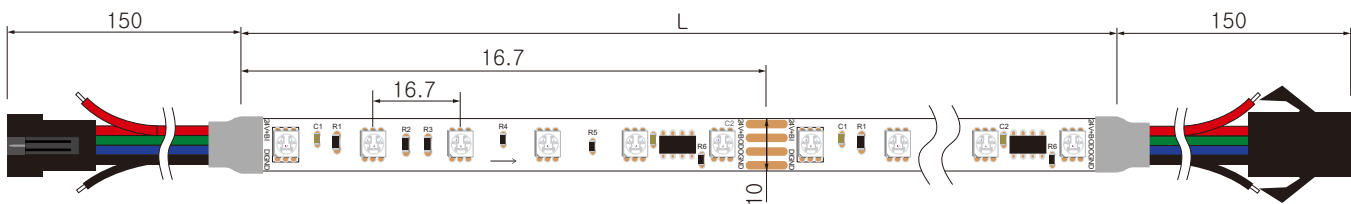


Product Features

- ▶ Single-flow, gradient, chase, scan and other full-color effects.
- ▶ Splicing to achieve text movement and video animation and other dynamic effects.
- ▶ Can be bend and cut, can achieve a certain curvature and length of the modeling screen.
- ▶ Two signals Breakpoint resume to ensure higher stability.



Dimension Structure



Product Parameter

Signal Type	IC Model	IC	Data Line	LED/M	Pixel/m	Voltage	W/M	CCT/Color	LM/M	LM/W
SPI	WS2818 (UCS2603/ GS8206 Optional)	External	Dual	60	10	24VDC	5.6	R	96	17.1
							5.6	G	395	70.5
							5.6	B	75	13.4
							14.4	RGB	562	39.0



Product Features

- ▶ Compatible with DMX512(1990) protocol, no need DMX512 decoder.
- ▶ Adopting RS485 signal trunk and signal differential transmission mode to
- ▶ ensure stronger ability of anti-interference and longer transmission distance.
- ▶ Automatically addressing with DMX512 editor.



24V DC

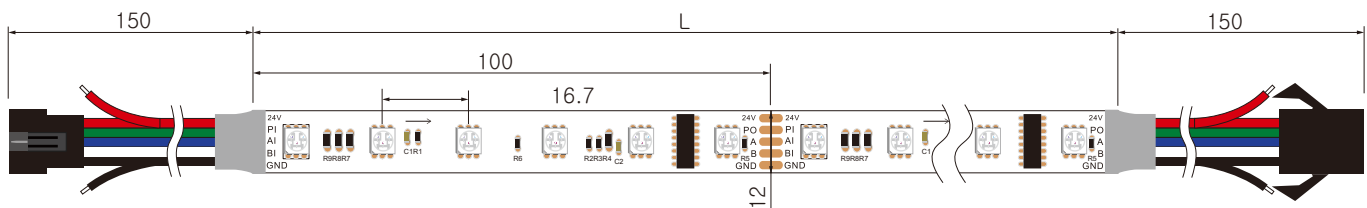


RGB



3 Years

Dimension Structure



Product Parameter

Signal Type	IC Model	IC	Data Line	LED/M	Pixel/m	Voltage	W/M	CCT/Color	LM/M	LM/W
DMX512	DMX512-UCS512C4 (SM18512PK Optional)	External	N/A	60	10	24VDC	6	R	61	10.2
							6	G	268	44.7
							6	B	51	8.5
							14.4	RGB	380	26.4

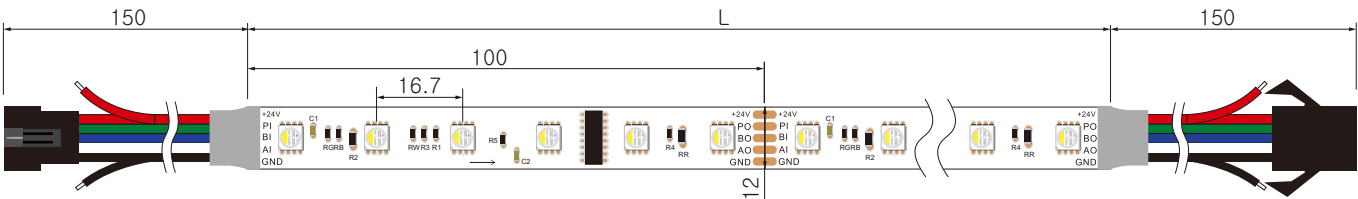


Product Features

- ▶ Compatible with DMX512(1990) protocol, no need DMX512 decoder.
- ▶ Adopting RS485 signal trunk and signal differential transmission mode to
- ▶ ensure stronger ability of anti-interference and longer transmission distance.
- ▶ Automatically addressing with DMX512 editor.



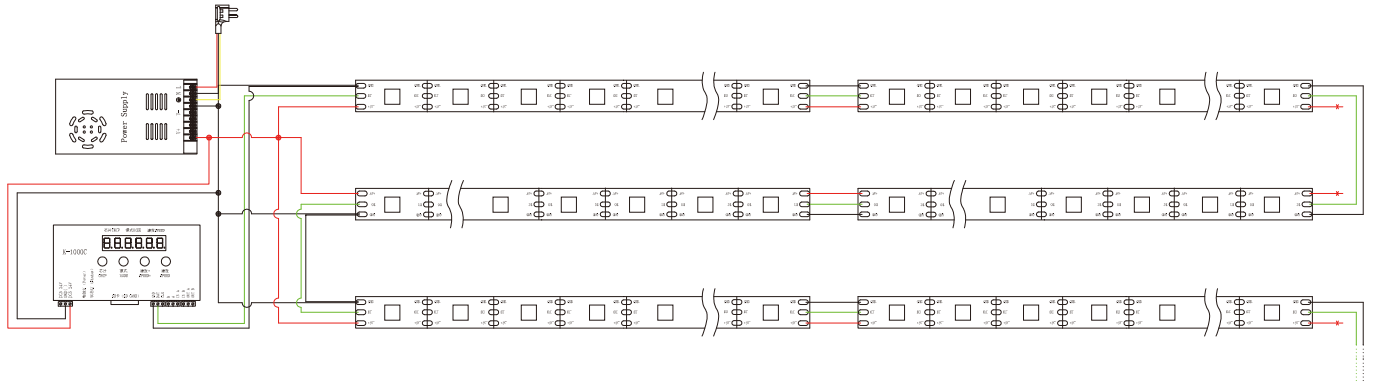
Dimension Structure



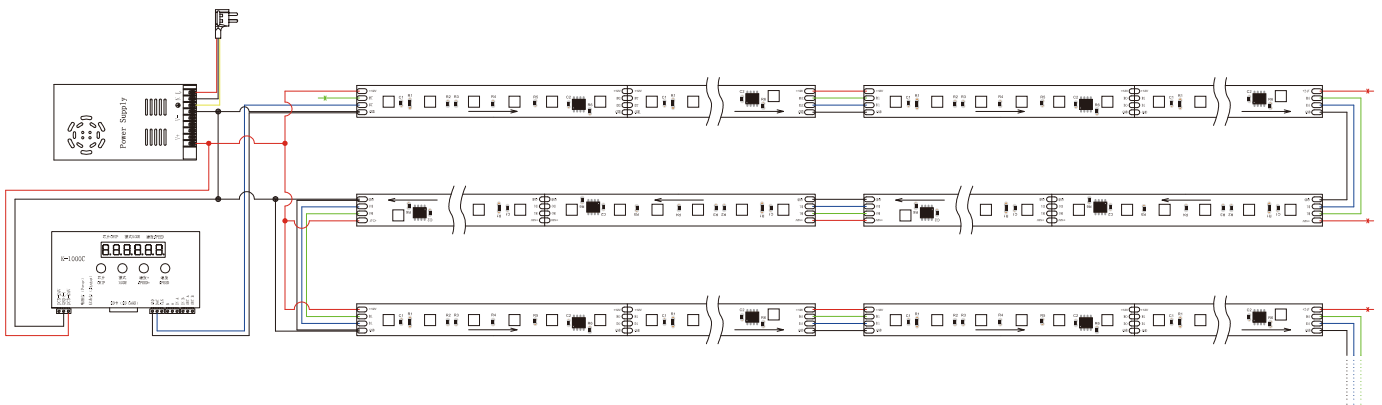
Product Parameter

Signal Type	IC Model	IC	Data Line	LED/M	Pixel/m	Voltage	W/M	CCT/Color	LM/M	LM/W
DMX512	DMX512-UCS512C4 (SM18512PK Optional)	External	N/A	60	10	24VDC	6	R	94	15.7
							6	G	247	41.2
							6	B	77	12.8
							6	W(4000K)	321	53.5
							18.5	RGBW	718	38.8

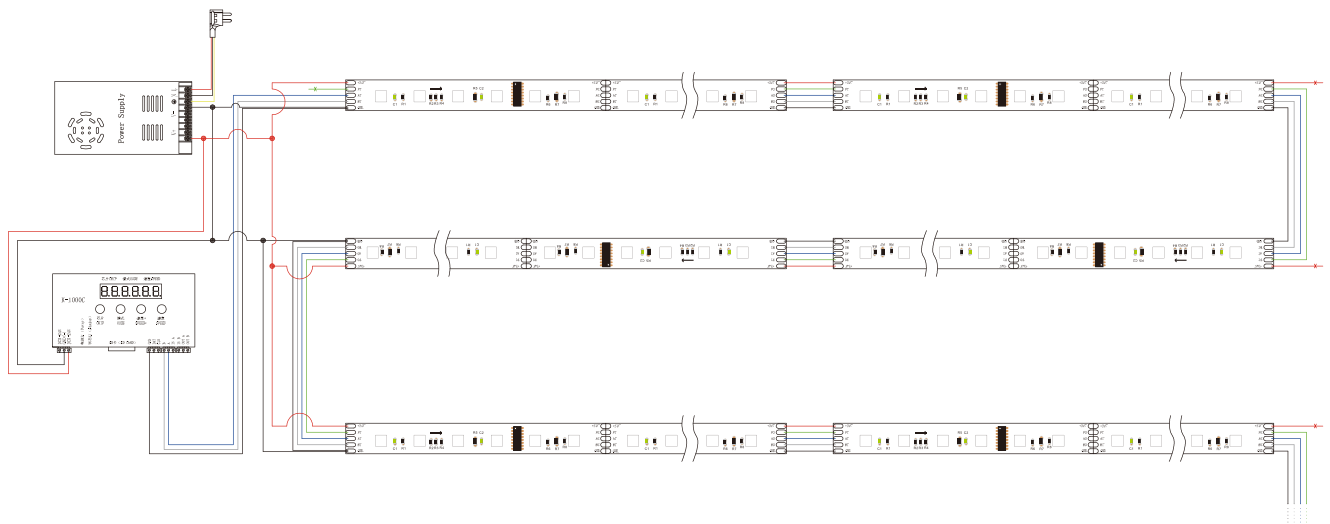
Connection diagram– SPI (Single data cable)



Connection diagram– SPI (Dual data cable)

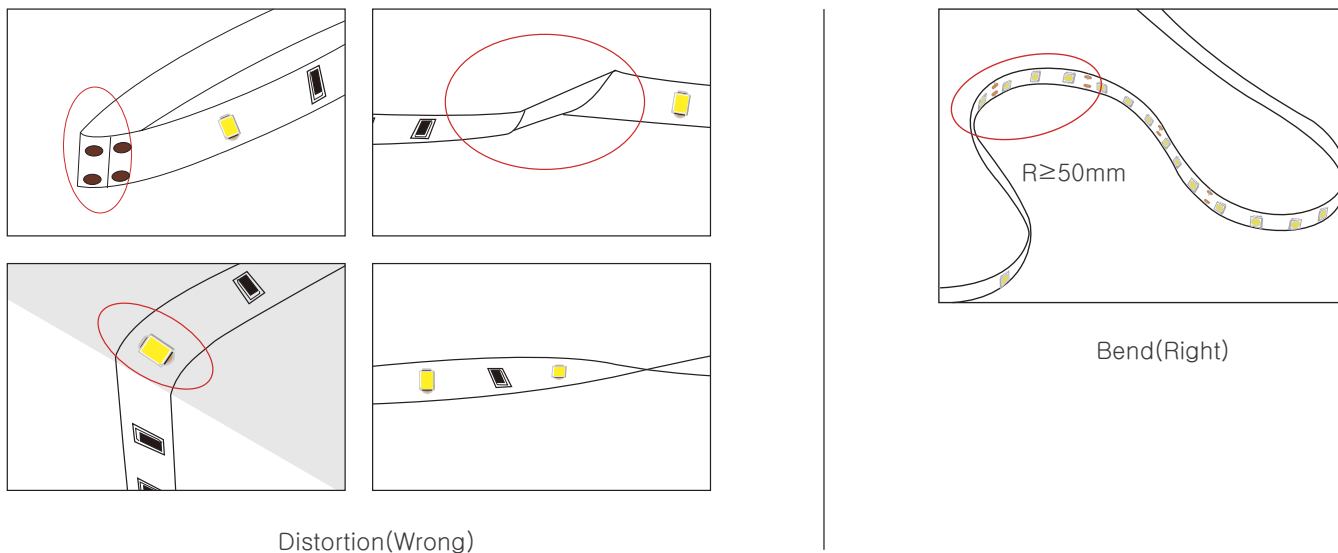


Connection diagram–DMX512



⚠ Cautions

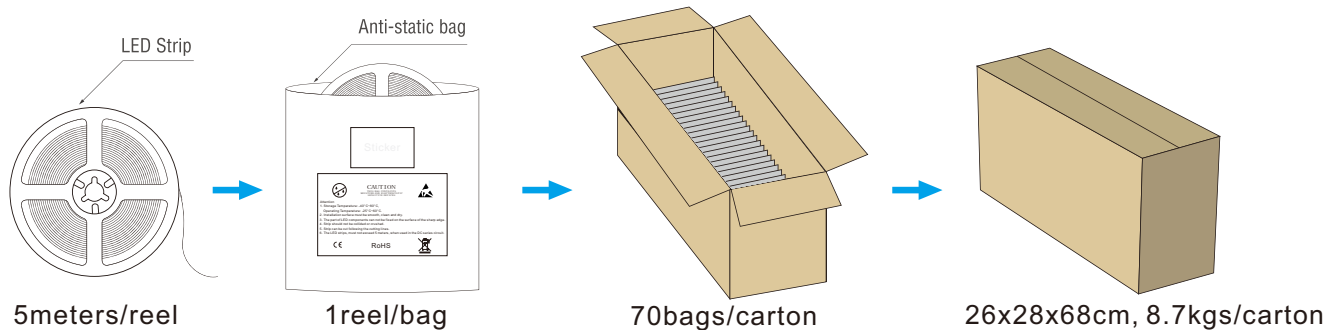
When install the led strip,please note the installation technique.The led strip can be bent,but not distorted,as shown below.



- LED strips are low votage products,you must use the power supply(transformer).Please don,t connect the led strip directly to the AC 110v or AC 220v,otherwise it will burn out the LED strips.

- Clean up the installation surface,it will ensure the reliability of the adhesive,The electrical connection process must be operated by a professional person.

Package



Notes

- ※ When the customer matches the control system by himself, please check whether it is compatible with the IC model of the light strip.
- ※ The unused light should be sealed with the packaging bag to avoid prolonged exposure.
- ※ Please use isolated constant voltage power supply with ripple voltage less than 5%. Using other types of power supply may damage the light or cause other safety risks.
- ※ In practical application, 20% allowance should be reserved for power supply to ensure the stability of power supply.
- ※ It is recommended that professionals connect the power supply. Do not connect the power supply with live power to avoid electric shock.
- ※ Please confirm whether the voltage of the power supply is consistent with the voltage of the light: Pay attention to the positive and negative poles of the power cord, do not connect wrong, so as not to cause product damage;
- ※ When multiple power supplies are used, ensure that the positive poles of the power supply are not connected in parallel. Otherwise, the power supply system may be unstable or damaged after long-term operation.
- ※ If the actual application length exceeds the specified length, it will lead to overload, heating and uneven brightness of the light.
- ※ During installation, please do not scratch, twist, or bend the light irregularly. Otherwise, the light may be damaged beyond repair.
- ※ To ensure the life and reliability of the light, please do not over bend the light, which will damage the product itself.
- ※ To protect your eyes, please avoid staring at the glowing surface of the light for a long time.
- ※ Non-professionals are forbidden to install, disassemble and maintain the product.
- ※ Do not use any acid or alkaline adhesive to fix the light (including but not limited to glass glue, etc.)